



# TITAN®

## ELECTRIC AIRLESS CATALOG



SCAN FOR  
DIGITAL COPY



## SPRAYING **REDEFINED**





# THE BEST AND LONGEST WARRANTY IN THE INDUSTRY

## **Four-year Manufacturer's Defect**

We pledge that our sprayers are free from defects in materials and workmanship. This excludes normal wear items and consumables such as filters, piston, packings, spray tips, spray guns, hoses, etc.

## **Lifetime DuraLife™ HE and PMDC Motor Warranty**

If the motor fails for any reason (including wear) for as long as you own the sprayer, we will replace the motor at no cost to you.

## **Limited Lifetime DCX Motor Warranty**

If the motor fails from normal usage for as long as you own the sprayer, we will replace the motor at no cost to you.

## **Gas Engine Warranty**

3-year Honda® and 2-years all others.

## **Two-year Turbine Warranty**

## **Lifetime Drive Train Warranty**

If the drive train fails from normal usage for as long as you own the sprayer, we will replace the drive train at no cost to you.

## **Lifetime Warranty on PermaStroke Technology™ Fluid Pump**

Get a lifetime warranty on the PermaStroke Technology fluid pump. If the fluid pump fails for any reason (including wear) for as long as you own the sprayer, we will replace the fluid pump at no cost to you.

## **AMPSHare by Bosch® Warranty**

Three-year limited warranty on batteries and five-year limited warranty on battery chargers.

## **35-day Satisfaction Guarantee**

If for any reason the sprayer does not perform up to your expectations within 35 days, the sprayer can be exchanged for the identical model or full credit toward the purchase of a Titan sprayer of larger size and value.

## **Express Parts Program**

- ▶ More than 550 Authorized Service Centers nationwide
- ▶ The most common repair parts are guaranteed to be in stock 100% of the time
- ▶ If for any reason your preferred Authorized Service Center is out of stock, free 2nd day air is available when ordered by 3:00 pm (EST)

**GO TO [TITANWEARGUARD.COM](http://TITANWEARGUARD.COM) FOR MORE INFORMATION**



# TITAN®

## ELECTRIC AIRLESS

### 04 **IMPACT X™ SERIES**

Multiply your productivity exponentially with the all-new Impact X Series from Titan. It's the sprayers you, love re-engineered to spray faster, smarter, and better on every job, every time.

### 08 **IMPACT® INTELLISYNC®**

These fully featured sprayers offer the ultimate in functionality and convenience for the longest days and biggest projects. Available with IntelliSync Technology powered by Bluetooth to connect to the MyTitan app for ultimate control.

### 11 **IMPACT® SERIES**

Durable electric airless sprayers built with smart features that make an Impact.

### 16 **ELITE® SERIES**

Perfect for the contractor who is looking for a lightweight, portable sprayer for small-to medium-sized jobs.

### 18 **POWRTWIN™ SERIES**

For large-scale residential, commercial and industrial applications.

### 21 **TEXTURE SPRAYERS**

Great for both interior and exterior finishing projects. Lightweight and easy to transport yet powerful enough to spray most architectural coatings and texture finishes.

### 22 **FINE FINISH SPRAYERS**

Delivers beautiful finishes quickly and easily.

### 24 **BATTERY- POWERED**

Versatile small job sprayers powered by Bosch® AMPShare™ 4Ah batteries.

### 26 **SPRAYER SPECS**

Compare Titan's electric airless offering and make sure you get the perfect pump for you and your jobs.

## OUR MISSION

When your business depends on the tools you use,  
you need to be able to count on the people who make them.

Our relentless commitment to helping every professional painter  
be their best leads to better work, improved ROI and growing business.



# IMPACT X SERIES



## YOU MADE IT A LEGEND, WE TOOK IT TO THE NEXT LEVEL

Multiply your productivity exponentially with the all-new Impact X Series from Titan. It's the Impact Sprayers you love re-engineered and re-imagined for the future. Spray faster, smarter, and better on every job, every time. Impact X, new legends in the making.



### DuraLife™ HE Brushless Motor

Durable, reliable, and long-lasting it runs cooler for years of maintenance-free operation and makes the new Impact X Series sprayers the most powerful Titan Impact models ever.



### Logix™ Adaptive Pressure Control System

Enhances performance through all-new tip-sensing technology that adjusts power and pump speed delivering smooth and steady flow with consistent pressure from 300 – 3000 psi.



### MaxFX™ Fluid Section

Keep the workday going and maximize your uptime with the new quick-change fluid section that's replaceable in minutes on the jobsite with a hammer and wrench (X 410 & X 440) or just your hands (X 540i).



### Sureflo™ Pusher Valve

Primes the first time, every time. Unstick the lower ball valve with a push of a button. No need for a hammer.

Available on Impact X 440 and X 540i models.



### Quad+ Packings / Permalife™ Cylinder

Self-adjusting and self-compensating packings and no wearable cylinder deliver the longest life and lowest repair costs in the industry.



### Vertical Filter Housing

Completely drains coatings and cleans up to 3X faster with as little as 1/3 the water.

# IMPACT X<sup>®</sup> 410

**0.47 GPM**

Recommended for small and medium residential and commercial projects.

## Features:

### DuraLife HE Brushless Motor

Durable, reliable and long-lasting – runs cooler for years of maintenance-free operation

### Logix Adaptive Pressure Control System

Pump works only as hard as it needs to.

### MaxFX Quick-Change Fluid Section

Replace in minutes on the jobsite.

### Vertical Filter Housing

Completely drains coatings for full clean.

### 360° Adjustable Handle

Maximum comfort, grip and portability.

### Lever-Action Prime/Spray Valve

Gradual and even pressure release eliminates splash-back.

### Rapid Clean

Better, truer cleaning due to variable speeds. Nothing to connect and disconnect.



## Impact X 410

When it comes to getting powerful performance at an affordable price, nothing comes close to the Impact X 410. Perfectly suited for residential, property maintenance and small commercial applications, the Impact X 410 applies all lacquers, stains, standard primers, paints and architectural coatings with ease.

Impact X 410	
SPECIFICATIONS	
Max. Delivery	0.47 GPM
Max. Tip Size	0.021"
Max. Operating Pressure	3100 psi
Motor	7/8 hp DuraLife HE Brushless
WEIGHT	
Skid Frame	30 lbs.
High Rider	54 lbs.
CONFIGURATIONS	
PART NO.	
Skid	2430897
High Rider	2430869



■ Impact X 410  
High Rider



■ The Impact X 410 comes with RX-80 Gun, 517 HEA Reversible Tip and 1/4" x 50' Airless Hose.

# IMPACT X 440

0.54 GPM

Recommended for small and medium residential and commercial projects.

## Features:

### DuraLife HE Brushless Motor

The most powerful Impact 440 ever.

### Logix Adaptive Pressure Control System

Pump works only as hard as it needs to.

### MaxFX Quick-Change Fluid Section

Replace in minutes on the jobsite.

### Vertical Filter Housing

Completely drains coatings and cleans up to 3X faster with as little as 1/3 the water.

### 360° Adjustable Handle

Maximum comfort, grip and portability.

### Lever-Action Prime/Spray Valve

Gradual and even pressure release eliminates splashback.

### Return Hose Diffuser

Ensures hose stays in your waste container.

### Rapid Clean

Better, truer cleaning due to variable speeds. Nothing to connect and disconnect.



## Impact X 440

The #1 selling sprayer in the industry transformed into the neXt generation, meet the Impact X 440. Ideally suited for residential, property maintenance, and small commercial applications the X 440 applies all lacquers, stains, standard primers, paints, and architectural coatings with ease.

	Impact X 440
SPECIFICATIONS	
Max. Delivery	0.54 GPM
Max. Tip Size	0.023"
Max. Operating Pressure	3300 psi
Motor	1.2 hp DuraLife HE Brushless
WEIGHT	
Skid Frame	30 lbs.
High Rider	54 lbs.
CONFIGURATIONS	
PART NO.	
Skid	2429069
High Rider	2430510



The Impact X 440 comes with RX-80 Gun, 517 HEA Reversible Tip and 1/4" x 50' Airless Hose.



Impact X 440  
High Rider



# IMPACT X 540i

**0.54 GPM**

Recommended for small and medium residential and commercial projects.

## Features:

### MyTitan™ Smart Connectivity

Access Location Services, ProStart, TipAware and InCommand Dashboard.

### DuraLife HE Brushless Motor

Durable, reliable, and long-lasting – it runs cooler for years of maintenance-free operation.

### Logix Adaptive Pressure Control System

Pump works only as hard as it needs to.

### MaxFX No-Tools Removal Fluid Section

Replace in minutes on the jobsite without tools.

### Vertical Filter Housing

Completely drains coatings and cleans up to 3X faster with as little as 1/3 the water.

### 360° Adjustable Handle

Maximum comfort, grip and portability.

### Lever-Action Prime/Spray Valve

Gradual and even pressure release eliminates splashback.

### Return Hose Diffuser

Ensures hose stays in your waste container.

### Rapid Clean

Better, truer cleaning due to variable speeds. Nothing to connect and disconnect.



The Impact X 540i comes with RX-Pro Gun, 517 HEA Reversible Tip and 1/4" x 50' Airless Hose.



## Impact X 540i

Take your spraying to the neXt level with the Impact X 540i connected sprayer featuring IntelliSync® Technology powered by Bluetooth®. Ideally suited for residential, property maintenance, and small commercial applications the X 540i applies all lacquers, stains, standard primers, paints, and architectural coatings with ease.

Impact X 540i	
SPECIFICATIONS	
Max. Delivery	0.54 GPM
Max. Tip Size	0.023"
Max. Operating Pressure	3300 psi
Motor	1.2 hp DuraLife HE Brushless
WEIGHT	
Skid Frame	30 lbs.
High Rider	54 lbs.
Low Rider	54 lbs.
CONFIGURATIONS	PART NO.
Skid	2431656
High Rider	2431657
Low Rider	2431658



Impact X 540i  
Low Rider



Impact X 540i  
High Rider

# IMPACT® INTELLISYNC SERIES

Introducing Titan's  
connected sprayers

**CONNECT.  
CONTROL.  
MANAGE.**



POWERED BY:  
**INTELLISYNC**  
Bluetooth



These fully featured sprayers offer the ultimate in functionality and convenience for the longest days and biggest projects. Capable of supporting large tip sizes and multiple guns, you can rely on the power and performance of the Impact Connected Sprayers. Now available with IntelliSync Technology powered by Bluetooth to connect to the MyTitan app for ultimate control.

## THE MYTITAN APP GIVES CONTRACTORS ULTIMATE CONTROL



**IN COMMAND**

**Real-Time Dashboard**

Monitor and adjust pressure, run time, paint usage, and tip life.



**TIP AWARE**

**Tip Wear Indicator**

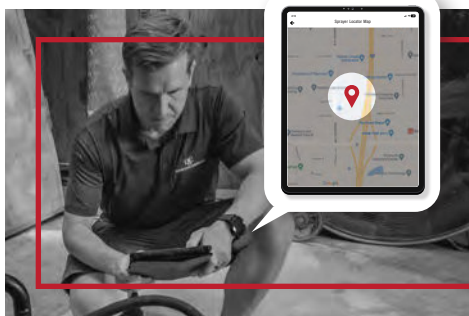
Track your spray tip status in real time, with the industry's first and only tip wear indicator.



**PRO START**

**Start-Up Assistant**

Get ideal pressure settings, tip size, and filter recommendations customized for every situation.



**ULTIMATE THEFT  
PROTECTION**

**ACTIVGUARD**



**All Impact IA Models**

Feature the industry's only real-time GPS tracking platform. Track equipment from anywhere at any time without the need for Wi-Fi or a phone connection.



## ULTIMATE PERFORMANCE

### Quad+ Packings™ and PermaLife™ Cylinder

- Self-adjusting and self-compensating packings extend life and deliver the best performance every time
- PermaLife Cylinder never wears or needs replacing
- Field serviceable fluid section can be replaced in minutes from any and every job site
- T-slot piston and release mechanism makes removal fast and easy

## TECHNOLOGY THAT MAKES AN IMPACT

### DuraLife Brushless HE Motor

- High-efficiency brushless motor maintains a higher working pressure, delivering smooth steady flow with no maintenance
- Lifetime Warranty

### Logix Adaptive Pressure Control System

- Tip sensing technology minimizes pressure while maximizing efficiency
- Quieter, steadier spraying with advanced diagnostics

## JOB SITE LIFE MADE EASY

### Fast Removal Fluid Section

(Available on 840I & IA)

- T-slot piston and coarse thread make removal quick

### EasyOut™ Fluid Section

(Available on 1140I & IA)

- Easy to replace on the jobsite, no tools required

### EZTilt Cart

- Makes bucket changes and cleaning easier
- Available on 840IA, 1140I, and 1140IA models only

## BUILT-IN INNOVATION

### DigiTrac™ Technology

- Advanced diagnostics display to help you spray smarter. Always spray the right way with settable working pressure readings and resettable gallon and run-time counters
- Available on 640I, 840I, and 1140I models only

### AutoOiler™ Technology

- Deliver oil from the reservoir to the packings with the push of a button
- Keep the piston protected at all times for extended life
- Leave the constant need for a bottle of piston oil out of the equation

# IMPACT 640i / IA

**0.70 GPM**

Recommended for small and medium residential and commercial projects.

## Features:

### MyTitan Smart Connectivity

Access Location Services, ProStart, TipAware and InCommand Dashboard.

### DuraLife HE Brushless Motor

The most powerful Impact 640 ever.

### Logix Adaptive Pressure Control System

Pump works only as hard as it needs to.

### DigiTrac Technology

Advanced diagnostics display for smarter spraying (640i only)

### ActivGuard™ GPS

Real-time sprayer location services. (640IA only with annual subscription)

### Quad+ Packings

Wipes coatings clean to prevent piston damage.

### AutoOiler

Deliver oil directly from reservoir to packings.

### SureFlo™ Pusher Valve

Easily release stuck lower ball valve. (high rider and low rider only)

### Telescoping Handle

Extends for transport and retracts for storage. (high rider and low rider only)



The Impact 640i and 640IA comes with RX-Pro Gun, 517 HEA Reversible Tip and 1/4" x 50' Airless Hose.



Impact 640i  
Skid



Impact 640i  
Low Rider



## Impact 640i / 640IA

This mid-range unit is perfect for residential, property maintenance, rental, and light commercial applications and is equipped with digital technology for improved efficiency. Now available with IntelliSync® Technology powered by Bluetooth® wireless technology to connect to the MyTitan™ app for ultimate control. Recommended for small and medium residential and commercial projects.

	Impact 640i	Impact 640IA
<b>SPECIFICATIONS</b>		
Max. Delivery	0.70 GPM	0.70 GPM
Max. Tip Size	0.027"	0.027"
Max. Operating Pressure	3300 psi	3300 psi
Motor	1.55 hp DuraLife HE Brushless	1.55 hp DuraLife HE Brushless
<b>WEIGHT</b>		
Skid Frame	38 lbs.	38 lbs.
High Rider	65 lbs.	65 lbs.
Low Rider	57 lbs.	57 lbs.
<b>CONFIGURATIONS</b>		
	<b>PART NO.</b>	<b>PART NO.</b>
Skid	2419187	2418753
High Rider	2419194	2419011
Low Rider	2419039	2419038

# IMPACT 840i / IA

**1.00 GPM**

Recommended for small and medium residential and commercial projects.

## Features:

### MyTitan Smart Connectivity

Access Location Services, ProStart, TipAware and InCommand Dashboard.

### DuraLife HE Brushless Motor

The most powerful Impact 840 ever.

### Logix Adaptive Pressure Control System

Pump works only as hard as it needs to.

### DigiTrac Technology

Advanced diagnostics display for smarter spraying (840i only).

### ActivGuard GPS

Real-time sprayer location services .  
(840IA only with annual subscription)

### Quad+ Packings

Wipes coatings clean to prevent piston damage.

### AutoOiler

Deliver oil directly from reservoir to packings.

### EZ-Tilt Cart

Makes bucket changes and cleaning easier. (840IA high rider only)

### Telescoping Handle

Extends for transport and retracts for storage.



The Impact 840i and 840IA comes with RX-Pro Gun, 517 HEA Reversible Tip and 1/4" x 50' Airless Hose.



## Impact 840i / 840IA

As the projects get more complicated and the work day draws out longer, it's time for the Impact® 840, a sprayer with more features and versatility. Recommended for medium and some large residential, commercial and industrial projects where a wide range of coatings - from stains to block fillers - are being applied. Now available with IntelliSync® Technology powered by Bluetooth® wireless technology to connect to the MyTitan app for ultimate control.

	Impact 840i	Impact 840IA
<b>SPECIFICATIONS</b>		
Max. Delivery	1.00 GPM	1.00 GPM
Max. Tip Size (1 gun)	0.032"	0.032"
Max. Tip Size (2 guns)	0.021"	0.021"
Max. Operating Pressure	3300 psi	3300 psi
Motor	2.3 hp DuraLife HE Brushless	2.3 hp DuraLife HE Brushless
<b>WEIGHT</b>		
High Rider	87 lbs.	87 lbs.
Low Rider	85 lbs.	85 lbs.
<b>CONFIGURATIONS</b>		
	<b>PART NO.</b>	<b>PART NO.</b>
High Rider	2419303	2419222
Low Rider	2419300	2419297



# IMPACT 1140I / IA

**1.20 GPM**

Recommended for medium and large residential, commercial and industrial projects.

## Features:

### MyTitan Smart Connectivity

Access Location Services, ProStart, TipAware and InCommand Dashboard.

### DuraLife HE Brushless Motor

The most powerful Impact 1140 ever.

### Logix Adaptive Pressure Control System

Pump works only as hard as it needs to.

### DigiTrac Technology

Advanced diagnostics display for smarter spraying (1140I only).

### ActivGuard GPS

Real-time sprayer location services (1140IA only with annual subscription).

### Quad+ Packings

Wipes coatings clean to prevent piston damage.

### AutoOiler

Deliver oil directly from reservoir to packings.

### EZ-Tilt Cart

Makes bucket changes and cleaning easier. (High rider only)

### Telescoping Handle

Extends for transport and retracts for storage



The Impact 1140I and 1140IA comes with RX-Pro Gun, 517 HEA Reversible Tip and 1/4" x 50' Airless Hose.



Impact 1140IA  
Low Rider

## Impact 1140I / 1140IA

These fully featured sprayers offer the ultimate in functionality and convenience for the longest days and biggest projects. Capable of supporting large tip sizes and multiple guns, you can rely on the power and performance of the Impact 1140I and 1140IA. Now available with IntelliSync® Technology powered by Bluetooth® wireless technology to connect to the MyTitan app for ultimate control.

	Impact 1140I	Impact 1140IA
<b>SPECIFICATIONS</b>		
Max. Delivery	1.20 GPM	1.20 GPM
Max. Tip Size (1-gun)	0.034"	0.034"
Max. Tip Size (2-guns)	0.023"	0.023"
Max. Operating Pressure	3300 psi	3300 psi
Motor	2.6 hp DuraLife HE Brushless	2.6 hp DuraLife HE Brushless
<b>WEIGHT</b>		
High Rider	103 lbs.	103 lbs.
Low Rider	100 lbs.	100 lbs.
<b>CONFIGURATIONS</b>		
	<b>PART NO.</b>	<b>PART NO.</b>
High Rider	2419294	2419291
Low Rider	2454245	2454244

# IMPACT<sup>®</sup> SERIES

These high-performance and heavy-duty electric airless paint sprayers are designed for sustained operation on a wide variety of projects, from a single room in a house to a warehouse or manufacturing facility. The Impact Series electric airless sprayers are durable with jobsite features that keep contractors spraying.



## Quad+ Packings / Permalife™ Cylinder

Self-adjusting and self-compensating packings and no wearable cylinder deliver the longest life and lowest repair costs in the industry.



## Field Serviceable with Fast Removal Fluid Section

Whether you are replacing the entire fluid section or the packings only, it's fast and easy with the T-slot piston and modular design.

# IMPACT 740

**0.80 GPM**

Recommended for medium and some large residential, commercial and industrial projects.

## Features:

### Electronic Pressure Control

Consistent pressure. Zero deadband.

### Quad+ Packings

### AutoOiler

### Fast Removable Fluid Section

T-slot piston and coarse thread make removal fast.

### PermaLife Cylinder

Will never wear out

### DuraLife Brushless HE Motor

Optimized for every tip size and every painter's technique.

### Telescoping Handle

### Easy-load Cart

Clean back loads in and out of vehicles easily. *(Available on high rider model only)*

### Hose Wrap

Holds up to 150-feet of airless hose.



The Impact 740 comes with RX-Pro Gun, 517 HEA Reversible Tip and 1/4" x 50' Airless Hose.



## Impact 740

The Impact 740 is designed for extended, heavy-duty performance on larger residential and commercial projects. This is the sprayer contractors turn to when the time comes to enter the big leagues.

	Impact 740
SPECIFICATIONS	
Max. Delivery	0.80 gpm
Max. Tip Size (1 Gun)	0.029"
(2 Guns)	0.017"
Max. Operating Pressure	3300 psi
Motor	2.0 hp
WEIGHT	
High Rider	83 lbs.
CONFIGURATIONS	
High Rider	805-007



# IMPACT 1040

**1.15 GPM**

Recommended for applications using up to 2 guns in large residential, commercial and industrial projects.

## Features:

### Electronic Pressure Control

Consistent pressure. Zero deadband.

### Quad+ Packings

### AutoOiler

### Fast Removable Fluid Section

T-slot piston and coarse thread make removal fast.

### PermaLife Cylinder

Will never wear out

### DuraLife Brushless HE Motor

Optimized for every tip size and every painter's technique.

### Telescoping Handle

### Easy-load Cart

Clean back loads in and out of vehicles easily. (Available on high rider model only)

### Hose Wrap

Holds up to 150-feet of airless hose.

### Large Pneumatic Tires



## Impact 1040

For big projects requiring large tip sizes or more than one spray gun operating from a single unit, you can rely on the power and performance of the Impact 1040. This workhorse is perfect for large residential, commercial and industrial applications where speed and power are necessary to get the job done faster and with greater efficiency.

Impact 1040	
SPECIFICATIONS	
Max. Delivery	1.15 gpm
Max. Tip Size (1 Gun)	0.033"
(2 Guns)	0.022"
Max. Operating Pressure	3300 psi
Motor	2.5 hp
WEIGHT	
High Rider	98 lbs.
Low Rider	95 lbs.
CONFIGURATIONS	PART NO.
High Rider	552600
Low Rider	2453769



The Impact 1040 comes with RX-Pro Gun, 517 HEA Reversible Tip and 1/4" x 50' Airless Hose.

# ELITE® SERIES

The Elite Series airless sprayers are powered by PermaStroke Technology® that is both versatile to spray most coatings and extremely durable with a lifetime fluid pump warranty.



## PERMASTROKE TECHNOLOGY™

INLET & OUTLET  
VALVES



- ▶ Sealed Hydraulic Technology that delivers top performance between 300 and 3000 psi
- ▶ No piston, packings, cylinder or clutch to wear or burn out
- ▶ Eliminates deadband to deliver a consistent fan pattern
- ▶ Field serviceable with only two cartridge-style wear parts that can be changed in only five minutes.
- ▶ Features the Sureflo pusher valve that makes priming easy



### Sureflo™ Pusher Valve

Primes the first time, every time. Unstick the lower ball valve with a push of a button. No need for a hammer.

**WEARGUARD® ELITE  
LIFETIME WARRANTY**

Lifetime warranty on the fluid pump





## Elite 2000

Good things do come in small packages with the Elite 2000 from Titan. The most recent offering in Titan's Elite Series of sprayers features the Elite technology that contractors have trusted for years in a new compact design perfect for Residential, Light Commercial and Fine Finish applications.



## Elite 3000

Perfect for everyday use on residential, property maintenance and small commercial applications applying most architectural coatings such as interior and exterior latex, stains, lacquers, sealers, enamels and primers with ease.

	Elite 2000	Elite 3000
<b>SPECIFICATIONS</b>		
Max. Delivery	0.47 GPM	0.60 GPM
Max. Tip Size (1-Gun)	0.021"	0.025"
Max. Operating Pressure	3000 psi	3300 psi
Motor	1.0 HP DCX	1.2 HP DCX
Weight	55 lbs	82 lbs
Part Number	2437317	2402333

# ELITE 2000 / 3000

**0.47 GPM / 0.60 GPM**

Recommended for everyday applications using 1 gun in residential and commercial projects.

## Features:

### PermaStroke Technology

Top performance from 300 – 3000 psi

### Field Serviceable

Two cartridge style wear parts that can be changed in 5 minutes or less.



### Sureflo Pusher Valve

Makes priming easy

### Mechanical Pressure Control

Extremely durable and reliable

### Cup Holder

### Elite 2000 Hopper

(P/N 2463293)



### Elite 3000 Hopper

(P/N 341267)



The Elite 2000 comes with RX-80 Gun, 517 HEA Reversible Tip and 1/4" x 50' Airless Hose.

The Elite 3000 comes with RX-Pro Gun, 517 Reversible Tip and 1/4" x 50' Airless Hose.



# POWRTWIN™ SERIES

Since their introduction almost half a century ago, Titan PowrTwin hydraulic piston sprayers have a well-earned reputation for durability and dependability among serious contractors for large scale residential, commercial and industrial applications and multi-gun usage.



## THE SPRAYERS OF CHOICE FOR SERIOUS CONTRACTORS WITH LARGE-SCALE JOBS.

These high-performance, heavy-duty paint sprayers use long-stroke, slow-cycling hydraulic piston technology for economical operation and dependable, long-term spraying.



### Convert from Electric to Gas Power

Easily convert from Electric to Gas power.  
No tools required.



### Belt Guard

Easy access for converting from electric to gas power.



### Speeflo® HydraDrive™

Smooth, slow-stroking hydraulic drive provides extreme power and reliability.



### Severe Service™ 900 Pump

Cylinder and piston rod are tempered with a proprietary heat-treating process that increases pump life 150% over competitive pumps. Self-adjusting packings resist over-tightening and help prevent premature wear.

# POWRTWIN 6900 / 8900 PLUS

**1.25 GPM**

Recommended for heavy coatings.

## Features:

### Slow and Long Stroking Hydraulic Piston

Maximizes fluid section life.

### Accurate Pressure Control

From 400 to 3300 psi (27 to 248 bar)

### Easy Convertability

Convert to gas or electric power without any tools.

### Speeflo® HydraDrive™

### Severe Service™ 900 Pump

### Easy-remove Filter

Only 3 turns to remove.

### Easy-access Belt Guard

For converting from gas to electric.

### Convenient Pail Hook



■ The PowrTwin 6900 Plus and 8900 Plus come with RX-Pro Gun, 517 HEA Reversible Tip and 1/4" x 50' Airless Hose.



PowrTwin  
6900 Plus

PowrTwin  
8900 Plus

## PowrTwin 6900 Plus

Designed and built for contractors who are serious about completing large scale painting projects quickly and profitably. PowrTwin 6900 Plus is ideal for professionals who want the slow-stroking power and long-term durability only Titan hydraulic piston sprayers offer.

## PowrTwin 8900 Plus

A step up for projects that require greater power and output, the PowrTwin 8900 Plus is our best-selling hydraulic piston sprayer, favored by contractors who want to complete large application jobs in record time with high profit margins. Finally a portable sprayer that can handle new construction all the way up to protective coatings.

	PowrTwin 6900 Plus Electric	PowrTwin 8900 Plus Electric
<b>SPECIFICATIONS</b>		
Max. Delivery	1.25 gpm	1.25 gpm
Max. Tip Size (1 Gun)	0.036"	0.036"
(2 Guns)	0.026"	0.026"
Max. Operating Pressure	3300 psi	3300 psi
Engine	2.0 hp	2.0 hp
<b>CONFIGURATIONS</b>		
	<b>PART NO.</b>	<b>PART NO.</b>
Electric	290028	290027

# POWRTWIN 6900 PLUS DI

**1.25 GPM**

Recommended for heavy coatings.

## Features:

### Submersed Foot Valve

Eliminates all pressure loss.

### Slow-stroking Hydraulic Piston

Maximizes fluid section life.

### Accurate Pressure Control

From 400 to 3300 psi (27 to 248 bar)

### Easy Convertability

Convert to gas or electric power without any tools.

### E-Z Swing Frame

Allows for less spillage during paint changes and lower height of unit for easy transportation.



The PowrTwin 6900 Plus DI comes with an RX-Apex Non-filtered Gun, 517 Reversible Tip and 1/4" x 50' Airless Hose.

## Direct Immersion Design for Ultra-Heavy Coatings

The choice for serious contractors. Titan's PowrTwin DI Plus models are designed to minimize the distance between the inlet valve and heavy, high solid coatings, enabling more efficient sprayer operation with less strain on the pump.

- Apply texture, architectural primers and finishes with the same sprayer
- Sprays ultra-heavy coatings including joint compound, high solid coatings, block filler, elastomerics and intumescent
  - Spray splatter, orange peel and heavy knockdown textures with optional **Splatter Nozzle** (765-360)
- Siphon ultra-heavy coatings without starving the sprayer
- Pump cleans out faster, with less water or solvent
- Better weight distribution, lower center of gravity and large pneumatic tires for ease of transportation



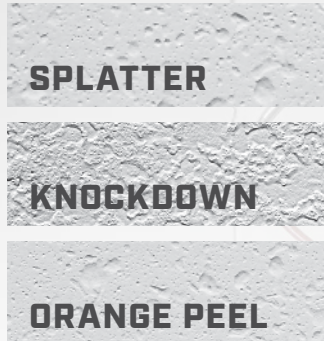
PowrTwin 6900 Plus DI Electric

PowrTwin 6900 Plus DI Electric	
SPECIFICATIONS	
Max. Delivery	1.25 gpm
Max. Tip Size (1 Gun)	0.036"
(2 Guns)	0.026"
Max. Operating Pressure	3300 psi
Engine	2.0 hp
CONFIGURATIONS	
Electric	PART NO. 290029



# TEXTURE SPRAYER

Titan texture sprayers are great for both interior and exterior finishing projects. Lightweight and easy to transport yet powerful enough to spray most architectural coatings and texture finishes.



## Spray Multiple Coatings:

- Skim Coat
- Level 5 Finish
- Drywall Mud
- Architectural Primers
- Finish-Quality Paints
- Ready-Mix or Mix On Site Materials




## Impact 1040T

The lightest, most affordable airless texture sprayer on the market today, it's designed to run both ready-mix and powdered joint compound products.



### Submerged Fluid Section

- The submerged foot valve creates the most efficient siphoning system on the market today, which handles heavy bodied coatings with ease
- Built with ceramic balls and carbide seats that are resistant to abrasive coatings



Impact 1040T	
SPECIFICATIONS	
Max. Delivery	1.15 gpm
Max. Tip Size (1 Gun)	0.033"
(2 Guns)	0.022"
Max. Operating Pressure	3300 psi
Motor	2.5 hp
Weight	98 lbs.
CONFIGURATIONS	PART NO.
High Rider	2405360

## IMPACT 1040T

**1.15 GPM**

Recommended for applications using up to 2 guns for texture and high build coatings.

### Features:

#### PermaLife Cylinder

Will never wear out

#### Electronic Pressure Control

Consistent pressure. Zero deadband.

#### Quad+ Packings

#### AutoOiler

#### Telescoping Handle

#### EZ Tilt™ Cart

- Allows for quick and easy change out and cleaning
- Easily tilt back with one hand

#### DuraLife™ HE Brushless Motor

Optimized for every tip size and every painter's technique.

#### Hose Wrap

Holds up to 150-feet of airless hose.

#### Large Pneumatic Tires



► The Impact 1040T comes with an RX-Apex Non-filtered Gun, 427 & 531 SC-6+ Reversible Tip, Splatter Nozzle, 3/8" x 50' Airless Hose and 1/4" x 6' whip hose.

# FINE FINISH SPRAYERS

There will always be projects where speed trumps transfer efficiency and yet a fine finish is still the ultimate goal. Even the best HVLP sprayer can't compete with the speed of an air-assisted airless unit and for those jobs where production speed is essential, contractors and finishing professionals turn to the power and precision of Titan airless and air-assisted sprayers.

## Features:

### Airless Production

Atomizes finish coatings with ease. Maintains consistent spray patterns with less mixing and filling.

### Versatile

Apply a wide range of coating materials. From the thinnest stains and lacquers to interior and exterior latex primers and paints.

### Intelligent Design

Compact, simple and lightweight—these units are easy to use, easy to transport and easy to store.



### AirCoat™ Air-assisted Airless

Two systems in one! Uses low airless fluid pressure in the air-assisted mode to deliver ultra fine atomization with higher transfer efficiency. The airless mode uses high pressure to spray higher solids finish coatings. Atomize all fine finish coatings at lower pressure for great control.

Also includes suction set for pumping directly from 5 gallon bucket.

Comes with GM3600 Gun with Flat Tip Assembly and 9/20 Brilliant Tip, 1/4" x 50' Bonded Fluid and Air Hose, 5' Fluid Whip and 5' Air Whip.



### ED 655 Plus

A compact, lightweight system that's easy to use, easy to transport, and dependable. For fine finish projects and the contractors who tackle them, we designed the Titan ED 655 Plus.

Comes with RX-80 Gun, 412 Fine Finish Tip, 1/4" x 50' Airless Hose and 3/16" x 3' Airless Whip Hose.



## MultiFinish™ 440

The MultiFinish 440 offers the versatility of a piston pump to handle the widest variety of finish solutions. It combines quiet operation and air cap pressure for the finest atomization possible. The MultiFinish sprays nearly all fine finish coatings with little to no reduction.

Comes with GM3600 Gun, SC-6+ Reversible Tip, 1/4" x 50' Bonded Fluid and Air Hose, 5' Fluid Whip and 5' Air Whip. Flat tip available for more versatility in fine finish applications.

	AirCoat AAA	ED 655 Plus	MultiFinish 440
<b>SPECIFICATIONS</b>			
Max. Delivery	0.35 GPM	0.35 GPM	0.54 GPM
Max. Tip Size	0.017"	0.017"	0.023"
Max. Operating Pressure	2800 psi	2800 psi	3300 psi
Max. Air Pressure	35 psi	----	35 psi
Motor	1/2 hp, TEFC	1/2 hp, TEFC	7/8 hp PMDC
Fluid and Air Hose Length	50' with 5' Whip	50' with 3' Whip	50' with 5' Whip
Weight	56 lbs.	27 lbs.	90 lbs.
<b>CONFIGURATIONS</b>			
	<b>PART NO.</b>	<b>PART NO.</b>	<b>PART NO.</b>
	0508074A	508090	524029

## Accessories:



**GM 3600 Pro Gun with Reversible Tip Guard** 2404548

Design offers ergonomic comfort and a reversible tip system without sacrificing finish quality. Comes with a standard Titan airless gun filter and works with all standard reversible airless and fine finish tips.

Reversible flat tips are available. AirCap and tips sold separately.



**GM 3600 Pro Gun with Flat Tip Guard** 2412194

Includes a 9/20 flat tip.



**Red/Clear 50-foot Bonded Hose** 524333



# BATTERY-POWERED

Step up to professional battery power from Titan. When expert results are needed Titan is there with the Impact X™ 120 and FlexSpray® Pro. Both systems utilize AMPShare® by Bosch™ for ultimate power and convenience no matter the job site. One system, multiple tools, it's the battery-powered partnership that delivers for your business every time.

## FLEXSPRAY® PRO 18V

0.31 GPM

Doors, trim, cabinets, soffits and touch-up are where it excels.

### Features:

#### Cut The Cord

Lightweight and powerful Bosch battery for fatigue-free operation

#### JetForce Technology®

Delivers control of a 4-stage HVLP and production of airless 413 Tip

#### Smart Design

Quick Change System for Front End swaps with a twist

Change from the high production FlexFinish front end to the precise FineFinish front end with a twist

INTRODUCING



Powered by  **BOSCH**



The FlexSpray Pro 18V comes with FlexFinish Front End, FineFinish Front End, (2) 4Ah Batteries, Battery Charger, 4 Cleaning Brushes, 4 Filters, 2 Cup Seals, 2 Nozzle Seals, 2 Paint Filters, Storage Bag



### FlexSpray Pro 18V

FlexSpray puts the power of airless and the control of HVLP into one versatile sprayer creating the first multi-tool for painting professionals. FlexSpray's advanced technology was developed for professionals who spray a variety of coatings with multiple applications. Just pull the trigger and your interior, exterior or fine finishing project will finish with ease.

FLEXSPRAY PRO 18V	
SPECIFICATIONS	
Max Operating Pressure	4.00 psi
Batteries Included	2 – 18v 4Ah Bosch ProCore Batteries 1 – Battery Charger
Front Ends Included	FineFinish & FlexFinish



# IMPACT X<sup>®</sup> 120 18V

0.31 GPM

Small rooms, fences, doors,  
soffit and touch-up.

## Features:

### Cut The Cord

Lightweight and powerful Bosch battery for fatigue-free operation

### Optimized for HEA & Fine Finish Tips

1600 Max psi delivers first-rate low pressure airless performance

### Smart Design

Operate in Backpack, Stationary, and Side-Carry for whatever the jobsite demands, plus a 1.25-gallon Hopper

### Intelligent Bosch Power Management

Shuts down the unit when entering low battery mode to prevent poor pattern quality

### Integrated Tip Holder and Hose Management system



### Convenient Removable Backpack Straps

### Protected Battery Compartment

INTRODUCING



Powered by **BOSCH**



## Impact X 120 18V

Step up to industry-exclusive portability, flexibility, and comfort with the Impact X 120. Optimized for Low Pressure Airless use and featuring three operational configurations so you're ready to go no matter what the job calls for. Powerful AMPShare™ by Bosch® 4Ah battery delivers up to 1400 square feet of coverage per charge on a single battery system that works across multiple Titan sprayers.

SPECIFICATIONS		IMPACT X 120 18V
Max Delivery		0.31 gpm
Max Operating Pressure		1600 psi
Max Tip Size (1-Gun)		HEA .017"
Hopper Capacity		1.25 gal
Hose Length		9'
Gun Included		RX-80 2-finger w/517 HEA Tip



RX-80™ Gun, 517 HEA Tip, 312 Fine Finish Tip,  
9' Airless Hose, Two 4Ah Batteries, Battery  
Charger, Grounding Cable

## SPECIFICATIONS




	Impact X 410	Impact X 440	Impact X 540i	Impact 640i/IA	Impact 740	Impact 840i/IA	Impact 1040	Impact 1040T
Part Number - Skid	2430897	2429069	2431656	640i: 2419187 640IA: 2418753	----	----	----	----
Part Number - High Rider	2430869	2430510	2431657	640i: 2419194 640IA: 2419011	805-007	840i: 2419303 840IA: 2419222	552600	2405360
Part Number - Low Rider	----	----	2431658	640i: 2419039 640IA: 2419038	----	840i: 2419300 840IA: 2419297	2453769	----
Max Delivery (GPM)	0.47 (1.78 lpm)	0.54 (2.05 lpm)	0.54 (2.05 lpm)	0.70 (2.65 lpm)	0.80 (3.03 lpm)	1.00 (3.79 lpm)	1.15 (4.36 lpm)	1.15 (4.36 lpm)
Max Tip Size, 1-Gun	0.021"	0.023"	0.023"	0.027"	0.029"	0.032"	0.033"	0.033"
Max Tip Size, 2-Guns	----	----	----	----	0.017"	0.021"	0.022"	0.022"
Max Tip Size, 3-Guns	----	----	----	----	----	----	----	----
Max Tip Size, 4-Guns	----	----	----	----	----	----	----	----
Max. Operating Pressure (psi)	3100 (21.4 MPa)	3300 (22.8 MPa)	3300 (22.8 MPa)	3300 (22.8 MPa)	3300 (22.8 MPa)	3300 (22.8 MPa)	3300 (22.8 MPa)	3300 (22.8 MPa)
Electric Motor	7/8 hp DuraLife HE Brushless	1.2 hp DuraLife HE Brushless	1.2 hp DuraLife HE Brushless	1.55 hp DuraLife HE Brushless	2.0 hp DuraLife Brushless HE	2.3 hp DuraLife HE Brushless	2.5 hp DuraLife HE Brushless	2.5 hp DuraLife HE Brushless
Max. Hose Length	300' (90 m)	300' (90 m)	300' (90 m)	300' (90 m)	300' (90 m)	300' (90 m)	300' (90 m)	300' (90 m)
Max. Cord Length	200' (60 m)	200' (60 m)	200' (60 m)	200' (60 m)	300' (90 m)	300' (90 m)	300' (90 m)	300' (90 m)
Power Cord Length - Skid	18" (.46 m)	6' (2 m)	6' (2 m)	9' (3 m)	----	----	----	----
Power Cord Length - Cart	18" (.46 m)	6' (2 m)	6' (2 m)	15' (5 m)	15' (5 m)	15' (5 m)	15' (5 m)	15' (5 m)
Tires - High Rider	10" Semi-pneumatic	10" Semi-pneumatic	10" Semi-pneumatic	10" Semi-pneumatic	10" Semi-pneumatic	12" Pneumatic	12" Pneumatic	12" Pneumatic
Tires - Low Rider	----	----	8" Semi-pneumatic	8" Semi-pneumatic	10" Pneumatic	10" Pneumatic	----	----
Weight - Skid (lbs)	30	30	30	42	----	----	----	----
Weight - Cart (lbs)	54	54	54	69	87	87	98	98
Gun Included	RX-80	RX-80	RX-Pro	RX-Pro	RX-Pro	RX-Pro	RX-Pro	RX-Apex (Non-filtered)
Reversible Tip Included	517	517	517	517	517	517	517	427 & 531
Airless Hose Included	1/4" x 50'	1/4" x 50'	1/4" x 50'	1/4" x 50'	1/4" x 50'	1/4" x 50'	1/4" x 50'	3/8" x 50' & 1/4" x 6' Whip
Repair Kit - Pump	704-586	704-586	704-586	704-586	805-1010	805-1010	558740	558740
Manifold Filter - Pump	2440406	2440406	2440406	730-067	730-067	730-067	730-067	730-067
Repair Kit - Gun	538215	538215	538221	538221	538221	538221	538221	538221



						FINE FINISH		
								
Impact 1140i/IA	Elite 2000	Elite 3000	PowrTwin 6900 Plus	PowrTwin 8900 Plus	PowrTwin 6900 Plus DI	ED 655 Plus	AirCoat AAA	MultiFinish 440
----								----
1140i: 2419294	2437317	2402333	290028	290027	290029	0508090	0508074A	524029
1140iA: 2419291								
1140i: 2454245								----
1140iA: 2454244								
1.20 (4.55 lpm)	0.47 (2.94 lpm)	0.60 (2.27 lpm)	1.25 (4.74 lpm)	1.25 (4.74 lpm)	1.25 (4.74 lpm)	0.38 (1.44 lpm)	0.35 (1.33 lpm)	0.54 (2.05 lpm)
0.034"	0.021"	0.025"	0.036"	0.036"	0.036"	0.017"	0.017"	0.023"
0.023"	----	----	0.033"	0.033"	0.033"	----	----	----
----	----	----	0.023"	0.023"	0.023"	----	----	----
----	----	----	0.019"	0.019"	0.019"	----	----	----
3300 (22.8 MPa)	3000 (20.6 MPa)	3300 (22.8 MPa)	3300 (22.8 MPa)	3300 (22.8 MPa)	3300 (22.8 MPa)	2800 (19.3 MPa)	2800 (19.3 MPa)	3300 (22.8 MPa)
2.6 hp DuraLife HE Brushless	1.0 hp DCX	1.2 hp DCX	2.0 hp EXL-DC	2.0 hp EXL-DC	2.0 hp EXL-DC	1/2 hp, TEFC	1/2 hp, TEFC	7/8 hp PMDC
300' (90 m)	300' (90m)	300' (90m)	400' (120 m)	400' (120 m)	400' (120 m)	300' (90 m)	300' (90 m)	300' (90 m)
300' (90 m)	200' (60m)	200' (60m)	200' (60 m)	200' (60 m)	200' (60 m)	200' (60 m)	200' (60 m)	200' (60 m)
----	----	----	----	----	----	----	----	----
15' (5 m)	15' (5m)	15' (5m)	15' (5 m)	15' (5 m)	15' (5 m)	6' (2 m)	6' (2 m)	9' (3 m)
12" Pneumatic	----	10" Semi-pneumatic	10" Pneumatic	10" Pneumatic	10" Pneumatic	----	----	10" Semi-pneumatic
----								----
----	55	----	----	----	----	27	56	90
103	----	82	148	164	165	----	56	----
RX-Pro	RX-80	RX-Pro	RX-Pro	RX-Pro	RX-Apex (Non-filtered)	RX-80	3600 AA Gun	3600 AA Gun
517	517	517	517	517	517	412 Fine Finish Tip	9/20 Brilliant Tip	415
1/4" x 50'	1/4" x 50'	1/4" x 50'	1/4" x 50'	1/4" x 50'	1/4" x 50'	1/4" x 50' and 3/16"x 3' Whip	1/4" x 50' Bonded Fluid/ Air Hose, 5' Fluid Whip & 5' Air Whip	1/4" x 50' Bonded Fluid/ Air Hose, 5' Fluid Whip & 5' Air Whip
558740	----	----	144-050	144-050	144-050	----	----	704-586
730-067	----	----	930-006	930-006	930-006	----	----	730-067
538221	538215	538221	538221	538221	538221	538215	2301252	2301252



## WEARGUARD CONVENIENCE PROGRAM KEEPS YOU UP AND RUNNING



When you purchase a new Titan sprayer, you're able to take advantage of our exclusive WearGuard Convenience Program. Protect your investment by purchasing a spare fluid section or PermaStroke kit at a discounted rate. Save yourself the time and frustration of an extra trip or waiting for parts to arrive in the event that your sprayer goes down. When you have a backup fluid section or PermaStroke kit on hand, replacement can quickly be made without leaving the jobsite and doesn't require special tools. The bottom line is that WearGuard keeps you up and running.


Not interested in purchasing a spare fluid section? We also offer the option of a free packing kit on select sprayers.

**For more information  
on pricing and how to  
order, go to:**

**[www.titanwearguard.com](http://www.titanwearguard.com)  
or scan the QR code.**



## KEEP TITAN WITH YOU WHEREVER YOU GO



MyTitan™ gives you immediate access to all things Titan. Anywhere, anytime on your computer or mobile device. MyTitan gives you everything you need to get the most out of your sprayers, all in one place, no matter where the workday takes you. MyTitan is designed to make your life easier, your business more efficient, and your day more productive—so you can stay ahead of the game, do more in less time, and never lose track of another detail.

**For more information on  
this new app, go to:**

**[www.titantool.com/  
mytitan-welcome](http://www.titantool.com/mytitan-welcome)  
or scan the QR code.**



**THOR**  
TITAN HUB FOR ONLINE REDEMPTION

## ONLINE REWARD REDEMPTION NO CLIPPING. NO STAMPS. NO HASSLES.

**For more information and to see current promotions, go to:  
[www.titantool.com/thor-promos](http://www.titantool.com/thor-promos) or scan the QR code.**



All information contained in this brochure is based on the latest information available at the time of printing. Titan reserves the right to make changes at any time, without notice. Due to continuous innovation, specifications may progressively change. Contact one of our dependable sales reps or call our dedicated customer service team for more information.