



The Right Connection®

## Safe Solutions for: Hot Tar and Asphalt Applications



### The Dangers:

- Temperatures up to 450°F (232°C)
- Cold Flow (continual movement or deformation of hose under stress). High temperatures accelerate the effects of cold flow.

### Safe Solutions

#### Dixon Boss Fittings and Clamps

- Boss system can handle 250 PSI at 450°F (232°C)
- Male and female threads available
- Female wing nut allows easy connection
- Clamps can be re-torqued. Scan barcode for Boss Clamp re-torquing procedure or visit [dixonvalve.com](http://dixonvalve.com) Coupling Procedures under Resources.
  - re-torquing is a distinct advantage over permanent attached couplings because it makes up for the flow of the rubber



#### Dixon / Boss-Lock Type A and D Cam and Groove

- Working pressure: 2" 250 PSI up to 450°F (232°C)  
3" 125 PSI up to 450°F (232°C)  
4" 100 PSI up to 450°F (232°C)
- Iron is preferred over other materials because other metals are prone to distortion at elevated temperatures
- PTFE accordion gaskets are recommended for use with viscous fluids only
- Can be threaded onto Boss couplings



*Service - Quality Manufacturing - Product Mix*


### Dixon

ph 877.283.4966 • fx 800.283.4966  
800 High Street • Chestertown, MD 21620  
[dixonvalve.com](http://dixonvalve.com)


### GJ Boss™ Ground Joint Seal




complete female



female spud



male spud



double spud

Hose Shank x NPT	Part #	Thread	Female Spud Part #	Male Spud Part #	Double Spud Part #	Opt Qty
2"	<b>GF81</b> <sup>1</sup>	2"	<b>GB28</b>	<b>GM28</b>	<b>GDB28</b>	10
3"	<b>GF111</b>	3"	<b>GB38</b>	<b>GM38</b>	<b>GDB38</b>	5
4"	<b>GF141</b>	4"	<b>GB48</b>	---	---	5

**!** <sup>1</sup> not to be used with #250, #275 or #306 Boss clamps



two clamp sections  
4-bolt type  
4 gripping fingers



three clamp sections  
6-bolt type  
3 gripping fingers



three clamp sections  
6-bolt type  
6 gripping fingers

### Boss Clamps

Hose ID	Hose OD		Zinc Plated Iron Part #	Opt Qty	Torque <sup>3</sup>	Hose ID	Hose OD		Zinc Plated Iron Part #	Opt Qty	Torque <sup>3</sup>
	From:	To:					From:	To:			
2"	2-22/64"	2-34/64"	<b>BU28</b>	10	60	3"	4"	4-12/64"	<b>418</b> <sup>1</sup>	4	200
2"	2-32/64"	2-50/64"	<b>BU29</b>	10	60	3"	4-4/64"	4-28/64"	<b>B39</b>	5	200
2"	2-48/64"	3-4/64"	<b>B29</b>	10	60	3"	4-12/64"	4-32/64"	<b>450</b> <sup>1</sup>	2	200
2"	3-6/64"	3-28/64"	<b>B30</b>	5	60	3"	4-16/64"	4-52/64"	<b>BS39</b>	2	150
3"	3-32/64"	3-48/64"	<b>375</b> <sup>1</sup>	5	60	4"	4-40/64"	5"	<b>B45</b>	2	150
3"	3-32/64"	3-60/64"	<b>BU35</b>	5	150	4"	4-56/64"	5-16/64"	<b>BS49</b>	2	200
3"	3-48/64"	4"	<b>401</b> <sup>1</sup>	5	150	4"	5-16/64"	5-38/64"	<b>BU49</b>	2	200
3"	3-52/64"	4-4/64"	<b>B35</b>	5	150	4"	5-34/64"	5-60/64"	<b>B49</b>	2	200

<sup>1</sup> 4 gripping fingers and 4 bolts

### Dixon / Boss-Lock Type A and D Cam and Groove



plated malleable iron



unplated malleable iron



plated malleable iron

Size	Plated Malleable Iron Part #
2"	<b>ID200</b>
3"	<b>ID300</b>
4"	<b>ID400</b>

Size	Unplated Malleable Iron Part #	Plated Malleable Iron Part #
2"	<b>200-A-MI</b>	<b>200-A-PM</b>
3"	<b>300-A-MI</b>	<b>300-A-PM</b>
4"	<b>400-A-MI</b>	<b>400-A-PM</b>

*Service - Quality Manufacturing - Product Mix*

### Dixon

ph 877.283.4966 • fx 800.283.4966  
800 High Street • Chestertown, MD 21620  
[dixonvalve.com](http://dixonvalve.com)